Product Specifications

Product Name / Model		Residual Oxygen Meter PACK KEEPER / RO-105KS	Residual Oxygen Meter PACK MASTER / RO-105S	Residual Oxygen / Carbon Dioxide Meter PACK LEADER / RO-105LS
Oxygen sensor	Model	WAGNIT® / WA-SGF2 (One year warranty)		
	Measurement method	Membrane type galvanic cell		
CO_2 Sensor	Measurement method			NDIR (Non dispersive infrared absorption method)
Display method		Monochrome TFT LCD display		
Measurement items / Measurement range	O_2	Oxygen concentration: 0.00 to 9.99%O_2, 10.0 to 85.0%O_2 automatic range changeover Gas replacement rate: 0.0 to 100.0%		
	CO_2			CO_2 concentration: 0.0 to 100.0%CO_2
	DO *1		0.00 to 9.99mg/L, 10.0 to 20.0mg/L automatic range changeover Saturation rate: 0.0 to 200.0% Water temperature: 0.0 to 40.0℃	
Repeatability (Following our measurement conditions at shipment)	O_2	0.00 to 0.99%O_2: ±0.03%O_2, 1.00 to 9.99%O_2: ±0.09%O_2, 10.0 to 25.0%O_2: ±0.2%O_2, 25.1 to 85.0%O_2: ±2.0%O_2		
	CO_2			0.0 to 100.0%CO_2: ±3% reading value
Measurement method		One-touch sampling		
Required gas volume *2		6mL		
Measurement time *3		6 seconds		
Calibration method (O_2)		Select “CAL” from the menu and press the START key to calibrate.		
Memory function		Up to 300 measurements can be saved. The history can be displayed on the screen.		
External output			External connection possible with an RS-232C cable (printer, personal computer)	
Other functions		・Automatic stability decision function (With display function using progress status bar) ・Self-diagnosis function (Error message displayed when sensor life is reached or output error occurs, etc.) ・Sensor warranty term notification function (Oxygen sensor only) ・Clogging detection function ・Japanese/English selection function ・Timezone selection function ・Guidance display function ・Initialization function ・Time display function ・Auto power off function		
Operating temperature range		5 to 40℃ (With no dew condensation)		
Power supply		AA alkaline batteries or nickel-metal hydride batteries (rechargeable) x 4 batteries, or AC adapter (100VAC)		
Main unit demensions		110 (W) x 180 (D) x 140 (H) mm (including handle)		
Main unit weight		Approx. 670g (including batteries)		

*1 In order to measure DO, the DO Measuring Device (model: MA-300, optional accessoriy) is required.
*2 Minimum gas volume when measuring multiple samples successively in the Auto mode. *3 Minimum time when measuring multiple samples successively in the Auto mode.

Package contents

Oxygen sensor (WAGNIT®) / model:WA-SGF2
AA alkaline batteries (4pcs.)
AC adapter (Output 6 VDC)
Adhesive rubber (1 sheet)
Maintenance kit
Needle (vertical slot type, 3pcs.)
Needle (horizontal slot type, 1pc.)
Operation manual
Handy User's Guide

*Oxygen sensor, AA alkaline batteries and needle (vertical) are already mounted in the main unit.

Optional accessories

Quick Sampler / model:PO-3
Quick Sampler Rounded / model:PO-4
DO Measuring Device / model:MA-300
Gas Sampling Glass Tube / model:GS-2
Can Opener / model:KO-1 **Opener** / model:KO-X1
Printer / model:CBM-910Ⅱ-40 **Storage Case** / model:ROPSC1

Optional consumable parts

Oxygen sensor / model:WA-SGF2 **DO sensor** / model:WA-BRM5
AC adapter / model:AC-105 **Sampling adapter** / model:SA-5
Adhesive rubber / model:RG-100 (4-sheet set)
Repositionable High-Tack Adhesive Rubber / model:RG-200 (4-sheet set)
Needle / model:NN-2116R-12 (Vertical slot type, 12-pc. set)
Needle / model:T-30-12 (Horizontal slot type, 12-pc. set)
Maintenance kit / model:MK-105 **Check valve** / model:RO-CV (3-pc. set)
Membrane filter / model:RO-MF (5-pc. set)
O-ring for housing / model:P-8-10 (10-pc. set)
Sampling tube with fitting / model:RO-SC (5-pc. set)
Main cover with handle / model:RO-CH

oxyeye The designation “oxyeye” is the nickname for our oxygen analyzers. As the eye for analyzing oxygen, we hope you will continue to use oxyeye products regularly for many years to come.

Please note that these specifications are subject to change without notice for product improvement. (Jun. 2026)

IIJIMA Iijima Electronics Corporation
1-1, Ishida, Toyooka-cho, Gamagori-shi, Aichi 443-0011 JAPAN
Telephone: +81-533-67-2827 Facsimile: +81-533-69-6814
https://www.iijima-e.co.jp/en/

J-VAC JVAC-QM0693 ISO9001 Certificated JAB MS CM040 ISO 9001 Certificated

Dealt by:

Headspace MAP Gas Compatible

oxyeye

Residual Oxygen / Carbon Dioxide Meter

Upgraded with new functions

Adding value to the food packaging through the comfortable usability.



PACK LEADER
Model: RO-105LS



PACK KEEPER
Model: RO-105KS

PACK MASTER®
Model: RO-105S

IIJIMA Iijima Electronics Corporation

Improve quality and productivity with our multi-functional range of MAP gas compatible models

PACK KEEPER

Model:RO-105KS

O_2

Low-cost model for O_2 measurement only



PACK MASTER®

Model:RO-105S

O_2 DO

Printer, PC output

DO-compatible model (options required)



PACK MASTER is the registered trademark of the lijima Electronics product.

PACK LEADER

Model:RO-105LS

O_2 CO_2

Printer, PC output

Standard O_2 & CO_2 sensor

Simultaneously measure with one unit



New Oxygen sensor

WAGNIT®

Model: WA-SGF2



WAGNIT is the resistered trademark of the lijima Electronics oxygen sensor.

"One Year Warranty" Oxygen Sensor

Suppose the oxygen sensor fails and becomes unusable within one year of opening the package and starting use. In that case, Iijima Electronics will provide a "fault replacement" so you do not have to purchase an additional sensor for one year. The "fault replacement" is not a new sensor but a product that can be used for the remainder of the warranty term.

"Sensor warranty term notification function"

When the warranty expiration nears, the remaining number of days in the warranty appears as a guide for replacing the sensor (when the power is ON). Refer to this number and order a new oxygen sensor to ensure uninterrupted measurements.



Displays the 25 days up to the warranty expiration

Easy on-the-spot replacement

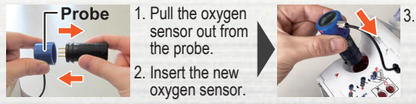

1. Pull the oxygen sensor out from the probe.
2. Insert the new oxygen sensor.
3. Mount the probe onto the housing to complete the replacement.

Measure high-density O_2

Measure up to 85% O_2.

Stable measurements even in a CO_2 environment

In addition to combustible gas, measurements can be made in CO_2 gas.

Speedy measurements

■ One-touch measurements

Just press the START key to begin. The automatic stability decision function will display the stable value.



1. Attach the adhesive rubber to the sample and insert the needle.



2. Press the START key to begin the measurement.

Convenient functions

■ Cloggging detection function

A pressure sensor is mounted. A message will appear if the needle or tube is clogged when the gas is drawn. Replace the part at the site to resolve the problem.

■ Guidance display function

Easy-to-understand troubleshooting and error messages are displayed in Japanese. QR Codes are also provided so you can check detailed procedures and videos on our website.

■ Memory function (300 cases)

Press the MEMORY key to record the measured values. The history can be read out easily.

"Japanese/English selection function"

Switch the displays between Japanese and English on any screen by holding down the SELECT key. This function is convenient for operations by workers who do not speak Japanese.



Measure depressurized samples with a single touch

■ Improved sampling performance

The improved suction force enables automatic suction of depressurized samples that could traditionally be suctioned only with a manual syringe. Eliminate variation between workers using manual operations and improve eff iciency!

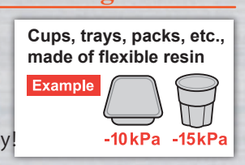

Measure DO in beverages, etc.

DO Measuring Device

Option (sold separately) **Model:MA-300**

Measure dissolved oxygen (DO) in a liquid using the DO measurement dedicated oxygen sensor (WA-BRM5) and housing.

* This system cannot be connected to the PACK KEEPER or PACK LEADER.



1. Set the suction tube in the liquid.
2. Feed the liquid into the housing by pulling and discharging with the syringe. (30 mL or more liquid is required.)
3. Stir the liquid with the stirrer.
4. The stable value will be displayed with the system's automatic stability decision function.

Significantly reduce work time

Quick Sampler

Model:PO-3

With this easy-to-use design, simply fix the needle and set the sampler on the sample to pierce it. The adhesive gel on the base maintains a seal with the sample and prevents air entry. The risk of contamination is reduced as adhesive rubber is not used.

* A dedicated needle is used. (NN-2138S)



Option (sold separately)

Quick Sampler Rounded

Model:PO-4

The resin plate is small, so the adhesive gel can be attached easily to the sample surface, even if it is indented.





1. Set on the sample.



2. Press the START key to measure.

The Quick Sampler/Quick Sampler Rounded cannot be used for measurements with the following sample shapes and materials.

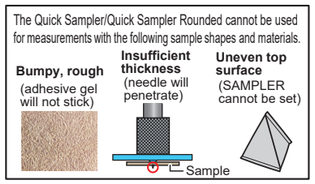

Measure a variety of packages

Gas Sampling Glass Tube

Model:GS-2 Option (sold separately)

Measure gas volume and gas concentration by opening a container submerged in water, collecting all of the sample gas in the headspace, and extracting the internal gas.

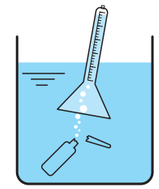

Note that there may be some size variation depending on the glass product.

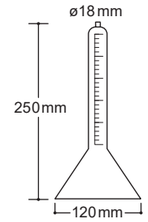

Types with a total gas volume of 10 mL and 80 mL are also available.

Total gas volume: 20 mL
Minimum scale: 0.2 mL

Opener

Option (sold separately)

Model:KO-X1

Turn the rotary handle to open a hole in the plastic bottle cap for inserting the needle.

<Usage conditions>
- Cap height: min. 16 mm to max. 35 mm
- Neck diameter: min. ø22 mm to max. ø36 mm



Can Opener

Model:KO-1



Use the dedicated cutter to open a hole in a metal can for inserting the needle.

<Usage conditions>
Diameter: min. ø45 mm to max. ø155 mm

* If the container's inner pressure is higher than +40 kPa, the sensor or components could be damaged, or a correct measurement value may not be attained when the needle is inserted. In this case, use the "Gas Sampling Glass Tube (Model: GS-2)" to measure.

Print out measured values

Printer

Option (sold separately)

Model:CBM-910Ⅱ-40

Connect the printer with an RS-232C cable and print out the data when the measurement is completed.



<Printing example>



* The printer cable is optional.

Easy storage

Storage Case

Model:ROPSC1 Option (sold separately)



This dedicated case holds the main unit and accessories.

Take measurements with the main unit stored in the case.

